

Asia & Asia Pacific

Afghanistan India Lao Democratic People's Republic Nepal Pakistan

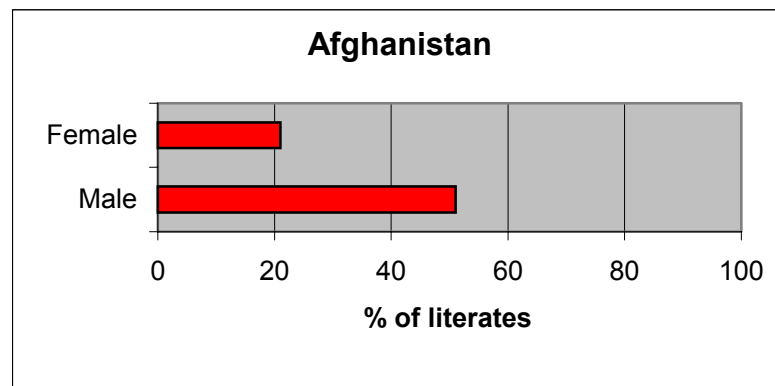


Afghanistan: Among primary school age children, only 38% are in school and only 3% of them are girls. At secondary school level, these figures fall to 10% and than less than 2%, respectively. Under the Taliban regime, girls were not allowed to attend school and female teachers, who form the majority of teachers, were required to stay home. Almost 80 percent of school buildings were destroyed. Many teachers and administrators either fled the country or were killed.

Primary Education:

Primary School Enrolment Ratio (gross 1995-2001)		Primary School Enrolment Ratio (net 1995-2001)		Net Primary School Attendance (%) (1992-2001*)		% of Primary School entrants reaching Grade 5 (1995-2001*)	% Gender Gap (net male - net female)
Male	Female	Male	Female	Male	Female		
53	5	42	15	36	11	49	25

Adult Literacy Ratio:



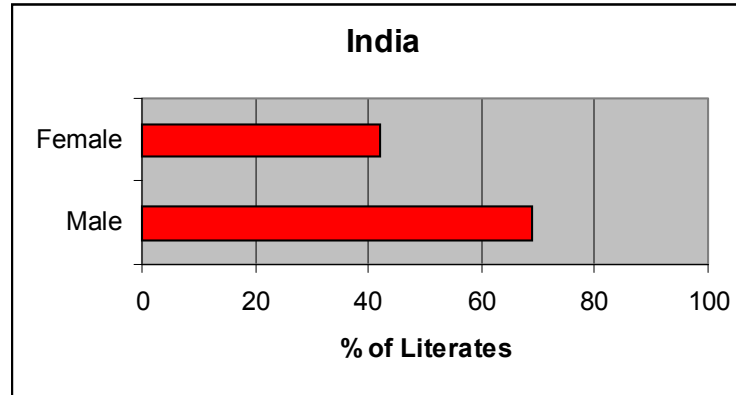


India: Since the Indian government amended its Constitution last year, making education a fundamental right for all under the 93rd Amendment, efforts in the country to get children into school have picked up pace. However, gender parity has not been a major priority of the Indian Government and as such the country is now ranked as having the fourth largest gender gap in education in the world. The Tenth National Action Plan aims to make gender parity an area of key concern in education reforms, but an immense amount of effort needs to be done if India is going to achieve gender parity by 2005.

Primary Education:

Primary School Enrolment Ratio (gross 1995-2001)		Primary School Enrolment Ratio (net 1995-2001)		Net Primary School Attendance (%) (1992-2001*)		% of Primary School entrants reaching Grade 5 (1995-2001*)	% Gender Gap (net male - net female)
Male	Female	Male	Female	Male	Female		
99	82	78	64	79	73	60	6

Adult Literacy Ratio (2000):



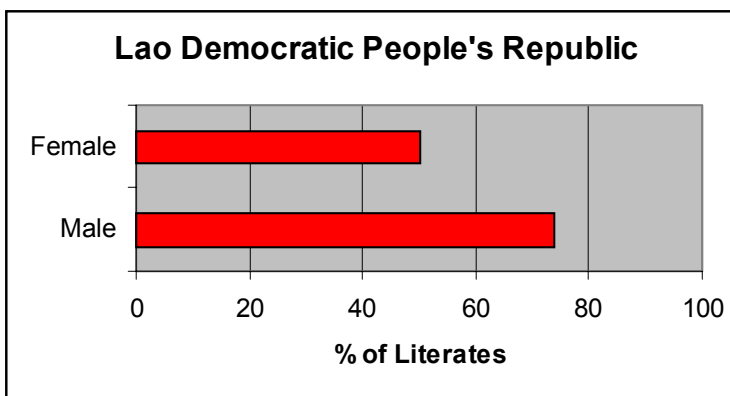
Lao Democratic People's Republic:

The non-formal education sector in the country runs an extensive number of literacy and basic education programmes, especially amongst women, the poor and ethnic minorities. However, efforts on behalf of the State to encourage female participation in school and reduce the country's gender gap in education are minimal.

Primary Education:

Primary School Enrolment Ratio (gross 1995-2001)		Primary School Enrolment Ratio (net 1995-2001)		Net Primary School Attendance (%) (1992-2001*)		% of Primary School entrants reaching Grade 5 (1995-2001*)	% Gender Gap (net male - net female)
Male	Female	Male	Female	Male	Female		
124	106	85	78	71	67	54	4

Adult Literacy Ratio (2000):

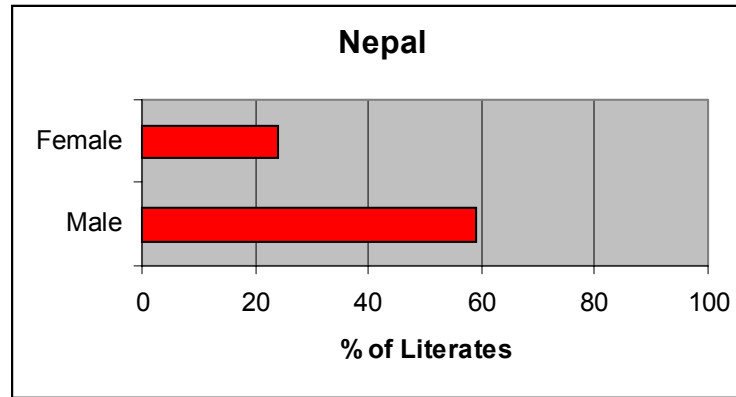


Nepal: The Government's Ninth Plan aims to provide scholarships for all girls students in 10 remote districts and to allocate girl student scholarships on a quota basis in the remaining 65 districts. At least one female teacher will be present in each school and the Curriculum Development Centre (CDC) will remove gender and community disparities reflected in the curriculum, textbooks and teacher training manuals at present. Local agencies will be mobilised to promote girls' and women's education in the country.

Primary Education:

Primary School Enrolment Ratio (gross 1995-2001)		Primary School Enrolment Ratio (net 1995-2001)		Net Primary School Attendance (%) (1992-2001*)		% of Primary School entrants reaching Grade 5 (1995-2001*)	% Gender Gap (net male - net female)
Male	Female	Male	Female	Male	Female		
140	104	79	60	71	60	44	11

Adult Literacy Ratio (2000):



Pakistan: Girls' education remains a problematic issue to tackle in the country. Social, cultural and economic factors have frequently discouraged women and girls from obtaining an education. New policies have been established to favour girls' education, predominantly based on a combination of non-formal education and distance learning. It is hoped that new education technology, the expansion of the NGO sector and new media publicity campaigns will increase female participation in school.

Primary Education:

Primary School Enrolment Ratio (gross 1995-2001)		Primary School Enrolment Ratio (net 1995-2001)		Net Primary School Attendance (%) (1992-2001*)		% of Primary School entrants reaching Grade 5 (1995-2001*)	% Gender Gap (net male - net female)
Male	Female	Male	Female	Male	Female		
99	69	84	60	50	41	50	9

Adult Literacy Ratio (2000):

